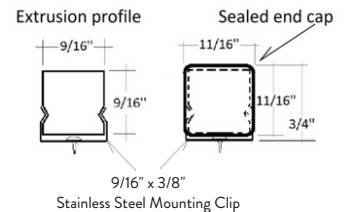


Special Purpose: Steam Room

- Small, easy to conceal contour of continuous light
- Custom lengths made to the nearest 1/4". Maximum length is 78"
- 12 Volt DC for economical power use
- 50,000 hours expected lifetime
- Dimmable
- Drivers are installed remotely with secondary wiring running to the light locations
- UV stabilized plastic extrusion with thick diffused lens for soft illumination and lighting effect
- Light visible from top and top sides
- Thin, contour following stainless steel mounting clips included
- Sealed ends to keep out moisture
- Standard lead lengths of 18". Maximum lead length available is 20'

This small and narrow fixture is a one-piece extruded white housing with a deep frosted lens to minimize pinpoint LED allowing a beautiful, narrow array of light, and is RSL Steam Chamber Tested to a maximum of 130 degrees Fahrenheit which makes it an excellent choice for steam room applications.



*See mounting clip product sheet for more details

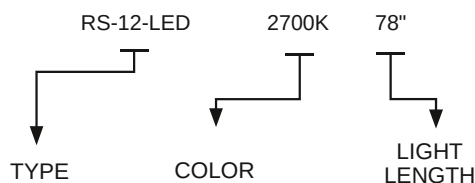
LED Color Options

CCT	COLOR	BRIGHTNESS LUMENS/METER	LED SPACING	CRI	POWER CONSUMPTION
2700K	WARM WHITE	316	.66"	80+	1.5w/ft - 5w/m
2700K-HB	WARM WHITE	410	.66"	80+	2w/ft - 6.4w/m
3000K	SOFT WHITE	387	.66"	80+	1.5w/ft - 5w/m
3000K-HB	SOFT WHITE	401	.66"	80+	2w/ft - 6.4w/m
4000K	NEUTRAL WHITE	428	.66"	80+	1.5w/ft - 5w/m

*HB - High Brightness

*Other colors available, call RSL for details.

STEAM SHOWER:



LED Options

TEMP (K)	COLOR	BRIGHTNESS LUMENS/METER	LED SPACING	CRI	POWER CONSUMPTION
2700K	WARM WHITE	316	16.7 mm/.66"	80+	1.5w/ft - 5w/m
2700K-HB	WARM WHITE-HB	410	8.3 mm/.5"	80+	2w/ft - 6.4w/m
3000K	SOFT WHITE	387	16.7 mm/.66"	80+	1.5w/ft - 5w/m
3000K-HB	SOFT WHITE - HB	401	12.8 mm/.5"	80+	2w/ft - 6.4w/m
4000K	NEUTRAL WHITE	428	16.7 mm/.66"	80+	1.5w/ft - 5w/m

■ Other colors available, call RSL for details.

12vdc Driver Options

Magnetic Dimmable Drivers

DESCRIPTION	INPUT VOLTAGE	OUTPUT VOLTAGE	RATING
60w	120vac	12vdc	Class 2, UL/3R
240w (4x60)	120vac	12vdc	Class 2, ETL/3R

*With magnetic drivers, please use a 20% de-rating factor in your designs
 *240v and 277v input options available for special order
 *Magnetic drivers require magnetic dimmers

Universal Dimmable Drivers

DESCRIPTION	INPUT VOLTAGE	OUTPUT VOLTAGE	RATING
UNV-30w	100-277vac	12vdc	Class 2, UL
UNV-60w	100-277vac	12vdc	Class 2, UL
UNV-(3x60w)	100-277vac	12vdc	Class 2, UL
UNV-(5x60w)	100-277vac	12vdc	Class 2, UL

*Compatible with all dimmers including phase dimmers and 0-10v dimmers

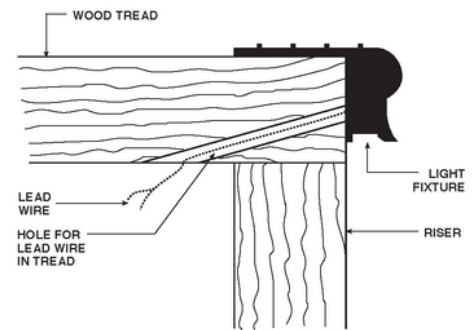
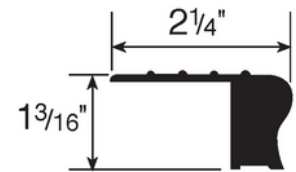
Lutron Dimmable Drivers

DESCRIPTION	INPUT VOLTAGE	OUTPUT VOLTAGE	RATING
40w LTEA4U1UKL-AV120	120vac	12vdc	Class 2, UL/3R

Non-Dimming Drivers

DESCRIPTION	INPUT VOLTAGE	OUTPUT VOLTAGE	RATING
LPV-35w	90-264vac	12vdc	Class 2, UL
LPV-60w	90-264vac	12vdc	Class 2, UL

SERIES RS12 LED



Custom fabricated fixtures are manufactured to the exact dimension required. Each LED fixture is built with standard 18" lead wires from one end.

NOTE: Various fixtures permit the client to specify from which end the lead wires exit. The maximum fixture length for any type is 15 feet (180 inches).

Please consult with an RSL representative for solutions on extra-long lengths.

